

Step-By-Step: Making Double Compartment Housing Possible





Sarah H. Boyd, DVM

ASPCA - UC Davis Shelter
Medicine Fellow

Director of Shelter Health and
Wellness

Charleston Animal Society, SC

sboyd@charlestonanimalsociety.org



Helene Chevalier, DVM

ASPCA - UC Davis Shelter
Medicine Fellow

Head Veterinarian

Erie County SPCA, NY

h2chevalier@hotmail.com



Thank You So Much

MADE POSSIBLE BY
A GRANT FROM THE



Objectives

- Learn to save more lives more HUMANELY
 - Make better housing a priority
- Why are double compartments important?
- How do you prepare to install portals?
- Learn how do address common challenges
- Learn 4 Main Steps...



Why Double Compartments?

- Better housing benefits
 - Increases cat well being
 - Decreases stress
 - Facilitates spot cleaning
 - Decreases stress for cat during cleaning
 - Decreases diseases
 - Decreases care cost
 - Decreases LOS
 - Possibly increase adoptions
(cats able to exhibit normal cat behaviors)



Why Double Compartments?

- Guidelines for Standards of Care in Animal Shelters



Association of
Shelter Veterinarians

www.ASPCApro.org/ASV



Why Double Compartments?

- Guidelines for Standards of Care in Animal Shelters
 - *“Primary enclosures must provide sufficient space to allow each animal, regardless of species, to make normal postural adjustments, e.g., to turn freely and to easily stand, sit, stretch, move their head, without touching the top of the enclosure, lie in a comfortable position with limbs extended, move about and assume a comfortable posture for feeding, drinking, urinating and defecating”[8].*



Why Double Compartments?

- Guidelines for Standards of Care in Animal Shelters

THE SF SPCA ENDORSES:



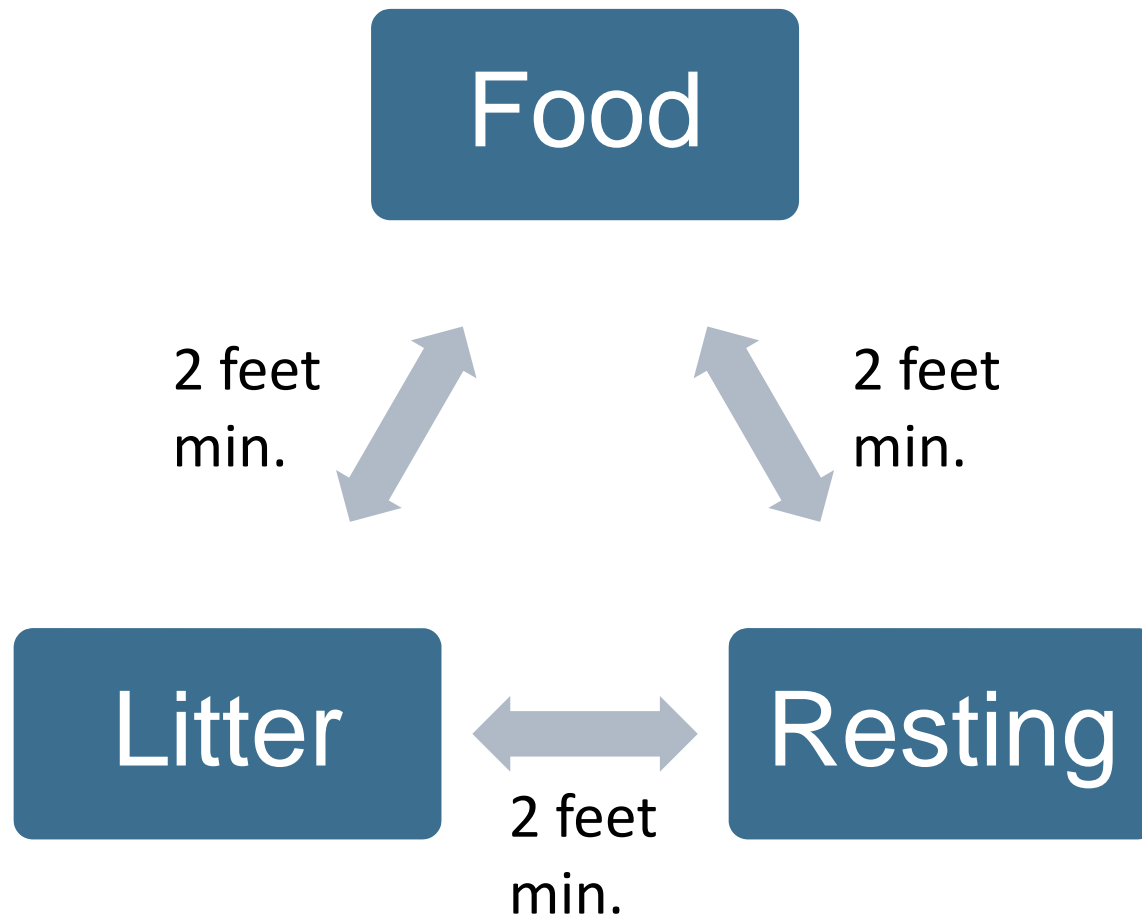
THE FIVE FREEDOMS OF ANIMAL WELFARE

- 1. FREEDOM FROM HUNGER AND THIRST**
By ready access to fresh water and a diet to maintain full health and vigor.
- 2. FREEDOM FROM DISCOMFORT**
By providing an appropriate environment including shelter and a comfortable resting area.
- 3. FREEDOM FROM PAIN, INJURY OR DISEASE**
By prevention or rapid diagnosis and treatment.
- 4. FREEDOM TO EXPRESS NORMAL BEHAVIOR**
By providing sufficient space, proper facilities and company of the animal's own kind.
- 5. FREEDOM FROM FEAR AND DISTRESS**
By ensuring conditions and treatment which avoid mental suffering.

 **SAN FRANCISCO SPCA**



Why Double Compartments?



Why Double Compartments?



Charleston Animal Society Used to....

- Not schedule owner surrenders
- Charge \$95 to adopt an adult cat
- Euthanize all feral cats
- Keep more cats than we could get out, and euthanize when these cats developed URI
- House cats in cages that kept their stress level high



And This Was the Worst of It



NOW Charleston Animal Society....

- Schedules owner surrenders and works with the owner to alter and vaccinate those pets before the time of surrender
- Adopts adult cats 1 year and older at no charge
 - Year round
- Has lobbied to change ordinances and utilizes a Community Cat Initiative
- Lowers stress to keep cats out of URI isolation, and not euthanizing cats that stress has made sick
- Has not euthanized a healthy or treatable cat or dog since December 2012



Why Double Compartments?



Erie County SPCA Used to...

- Not schedule owner surrenders
- Take all the stray cats that were brought into the shelter
- Charge an adoption fee for all cats
- Keep more cats than we could get out, and euthanize when these cats developed URI that would not respond to therapy



Erie County SPCA Used to...

- House cats in cages that kept their stress level high
- Euthanize some treatable cats that had very involved serious diseases



Now Erie County SPCA....

- Schedules owner surrenders
- Adopts cats over 2 years old free of charge
- Is fast tracking cats as much as possible
- Accepts cats as walk-in only if they are sick or cannot survive on their own
- Decreases stress to decrease URI
- Has not euthanized a treatable cat for more than a year



The Steps

1. Who enters your shelter?
2. Calculate what you NEED
3. Develop strategy for positive flow
4. Meet challenges
5. Remember the basics
6. Cut the holes
7. Market, promote
8. Monitor animal flow and data



Step 1: Who Enters Your Shelter?

- Use available tools to assess population
- Spread sheet with past year population
 - Intake
 - Outcome
- Assess current population in your shelter
- Retrieve all information from shelter management software



Step 1: Who Enters Your Shelter?

- **SPCA serving Erie County**
 - Open Admission, Annual intake 12,300 per year, Adoptions 7,200 per year
- **Charleston Animal Society**
 - Open Admission, Annual intake 9,500 per year, Adoptions 4,500 per year



Step 1: Who Enters Your Shelter?



Step 1: Who Enters Your Shelter?

Review the laws in your state

- Any special ordinances?
- Possibilities to decrease Stray Holding Time?



Step 2: Calculate What You NEED

- Formulas
 - Required Stray Holding Capacity (RSHC)
 - Adoption Driven Capacity (ADC)
- How can I use these?
- Just go ahead and cut portals?
- Plan ahead / different strategies



Step 2: Calculate What You NEED

- Formulas

- **Required Stray Holding Capacity (RSHC)**

$$\text{RSHC} = \text{avg daily intake} * \text{stray holding time}$$

- **Adoption Driven Capacity (ADC)**

$$\text{ADC} = \frac{\text{monthly adoptions} * \text{target LOS}}{\text{days in month}}$$



Step 2: Calculate What You NEED

Refer to PetSmart Charities webinar:

- [Calculating Adoption-Driven Capacity](#)
Dr. Cynthia Karsten, December 12, 2013

Refer to ASPCApro webinars:

- [Shelter Guidelines: Math and Population Planning](#)
Dr. Sandra Newbury, April 28, 2011
- [Calculating Your Humane Capacity](#)
Dr. Sandra Newbury, November 20, 2013



Step 2: Calculate What You NEED

- Use the [Adoption Driven Capacity \(ADC\) Calculator](#)
 - [How to “Calculate Your Humane Capacity”](#)
 - Choose a target LOS
 - Might vary with “peak” seasons
 - Fluid / dynamic concept



Step 2: Calculate What You NEED

- Use the Adoption Driven Capacity (ADC) Calculator

Month of:	A	B	C	D	E	F	G
Month of:							
Monthly intake (for this month)	2 years ago	Last year			Expected (average) Monthly Intake		
All Adult Cats					#DIV/0!	All Adult Cats	
All Kittens					#DIV/0!	All Kittens	
Adult Cats - Stray					#DIV/0!	Adult Cats - Stray	
Kittens - Stray					#DIV/0!	Kittens - Stray	
Monthly Live Release (in-shelter)	2 years ago	Last year			Expected (average) Monthly Live Release		
All Adult Cats					#DIV/0!	All Adult Cats	
All Kittens					#DIV/0!	All Kittens	
Today's Census	Today	This date last year			Average expected shelter requirements		
ADULT CATS					Adoption (Live Release) Capacity	Cats In-Shelter	Housing units needed
Total In-shelter (sums from pathways below)	0	0			Adult Cats	#DIV/0!	#DIV/0!
Available					Kittens	#DIV/0!	#DIV/0!
Holding / Evaluation					Stray Holding Capacity		
Treatment					Required Stray Capacity (Adults)	#DIV/0!	#DIV/0!
Non-Adoption Pathway					Required Stray Capacity (Kittens)	#DIV/0!	#DIV/0!
In Foster Care					Current available (open) LR capacity	Cats In-shelter	Additional housing units
Off Site Adoption					Adult cats	#DIV/0!	#DIV/0!
In Vet Hospital					Kittens	#DIV/0!	#DIV/0!
Today's Census	Today	This date last year			In-Shelter Care		
KITTENS					Basic Care Labor at ADC (hours)	#DIV/0!	
Total In-shelter (sums from pathways below)	0	0			Current Basic Care Labor	0	
Available							
Holding / Evaluation							
Treatment							
Non-Adoption Pathway							
In Foster Care							
Off Site Adoption							
In Vet Hospital							
Parameters							
Required holding period - Adults (in days)							
Required holding period - Kittens (in days)							
Target LOS to live release - Adults							
Target LOS to live release - Kittens							
Target % LR for stray adults	85%	Actual average LR rate (% of intake)	#DIV/0!				
Target % LR for stray kittens	85%	Actual average LR rate (% of intake)	#DIV/0!				



Step 2: Calculate What You NEED

CAS Feline RSHC	Option 2		
	Yr 2011	Yr 2012	Yr 2013
Jan	27	21	17
Feb	26	23	12
Mar	28	25	19
Apr	30	33	32
May	56	60	48
Jun	56	47	44
Jul	45	42	41
Aug	41	45	34
Sep	48	33	34
Oct	41	36	38
Nov	37	22	21
Dec	19	20	15

Total Feline Adoption Capacity	Yr 2011	Yr 2012	Yr 2013
Jan	6	16	20
Feb	13	15	12
Mar	14	15	14
Apr	11	12	14
May	19	16	11
Jun	27	39	56
Jul	31	31	20
Aug	21	28	37
Sep	22	22	13
Oct	17	16	34
Nov	17	21	20
Dec	21	20	24



Step 3: Develop Strategy for Positive Flow

- Choose Pathways at intake
 - Fast track cats
 - Slow track cats
- More tools to promote positive flow
 - Daily rounds (population and medical)
 - Open selection
 - Increase adoption sites
 - Develop stronger foster program
 - Shelter-Neuter-Return community cats



Step 3: Develop Strategy for Positive Flow



- Choose pathways at intake
- Daily rounds are key to efficient flow of animals
- Evaluate each animal's pathway daily



Step 3: Develop Strategy for Positive Flow

Open Selection

- Pre-adoption system
 - Available for the public to view
 - **Community Cat Program**
 - Shelter cats during their hold time, unless unable to handle the stress (Ferals)
 - Select cats case-by-case
 - Return to their familiar community and resources
- * Any strategy used should be based on an agreed upon and written protocol



Step 3: Develop Strategy for Positive Flow

- Maintain a positive cycle
- Having too many animals creates a negative cycle
- The number of animals in your shelter should match the number of animals that flow through your adoption floor



Step 4: Meeting Challenges

- Educate your management and staff
Meeting with Key Staff



Step 4: Meeting Challenges

- Educate your management and staff
Outside shelter professional input



Step 4: Meeting Challenges

- Address staff's questions
 - FAQ need answers
 - How do you do it?

Change is hard: Empower your staff

- Team work
- Every staff member plays a role



Step 4: Meeting Challenges

Minimize risks of “failure”

- Do your homework
- Plan ahead with steps
- Share budget and equipment needed
- Execute at a time of low shelter population



Step 4: Meeting Challenges

BE PATIENT !



Step 4: Meeting Challenges

Adapt the pace to your staff



“Okay, we are
with you....”



“You said
what....!?! ”



Step 4: Meeting Challenges

Insist on the positive outcome

Share other shelters' experiences

What do you have to lose?

- It works: great!
- It does not: go back to old ways?
- What does failure look like?



Step 5: Remember the Basics

Always keep in mind the 4 main steps:

- Start when Intake is lowest (reset population in the shelter if needed, coupled with efficiency)
- Increase outcome, even if for short time (coupled with efficiency)
- Fast Tracking
- Decreasing housing time (LOS)



Step 6: Cut the Holes Already!



Step 6: Cut The Holes Already Do Your Homework

Video of portal construction process available through
UC Davis Koret Shelter Medicine Program

Video: Remodeling Cat Housing with PVC Portals

www.youtube.com/watch?v=bKumTcZA00o



Step 6: Cut The Holes Already

The Shopping List

Feline Kennel Portal Supplies and Estimated Costs			
Item	Quantity Needed	Cost per Unit	Total
8 inch schedule 40 PVC pipe (Fergusons quote)	20 ft	\$ 173.49	\$ 173.49
8 inch PVC couplers	31	\$ 22.72	\$ 704.32
Weld-On PVC Cement	1 qt	\$ 15.97	\$ 15.97
115 Volt Plasma Cutter - Rental from Sunbelt	1 wk	\$ 115.00	\$ 115.00
Sillicone Kitchen/Bath PVC Caulking	5 tubes	\$ 6.24	\$ 31.20
Angle type grinder	1		
Band saw	1		
Supplies to frame-out, brace, fix kennels		\$ 400.00	\$ 400.00
			\$1,439.98



Step 6: Cut The Holes Already!



Cutting PVC Pipes! How?



Cutting PVC Pipes! How?

Different sizes of rings for port holes



Cutting PVC Pipes! How?



Cutting PVC Pipes! How?



Step 6: Cut The Holes Already!



Step 6: Cut The Holes Already!



Step 6: Cut The Holes Already!



Step 6: Cut The Holes Already!



Step 6: Cut The Holes Already!



Step 6: Cut The Holes Already!



Step 6: Cut The Holes Already!



Step 6: Cut The Holes Already!



Step 6: Cut The Holes Already!




Step 6: Cut The Holes Already!



Pre-Fab Portals

Dr. Denae Wagner, with the help of an engineer, has been working to develop a pre-fabricated portal.

Available late fall 2014!



Contact dcwagner@ad3.ucdavis.edu to receive an update from Dr. Wagner.



Hole Template



Cutting with Template



Step 7: Media / Adoption Marketing

Continue to push promotions

Promote the change in housing



Step 8: Monitor Animal Flow

- Remember that “slow trackers” will need your help!
- Identify slow track animals at intake and get them help ASAP.
- No need to wait. Start a plan for slow track animals immediately.



Step 8: Monitor Animal Flow and Data

- Effects on the shelter population
 - Increase flow
 - Change in population: slow trackers left
 - Change in staff hours?
 - Other?

Goal: Population number should stay the same or improve
If you are monitoring daily, you can make adjustments more quickly



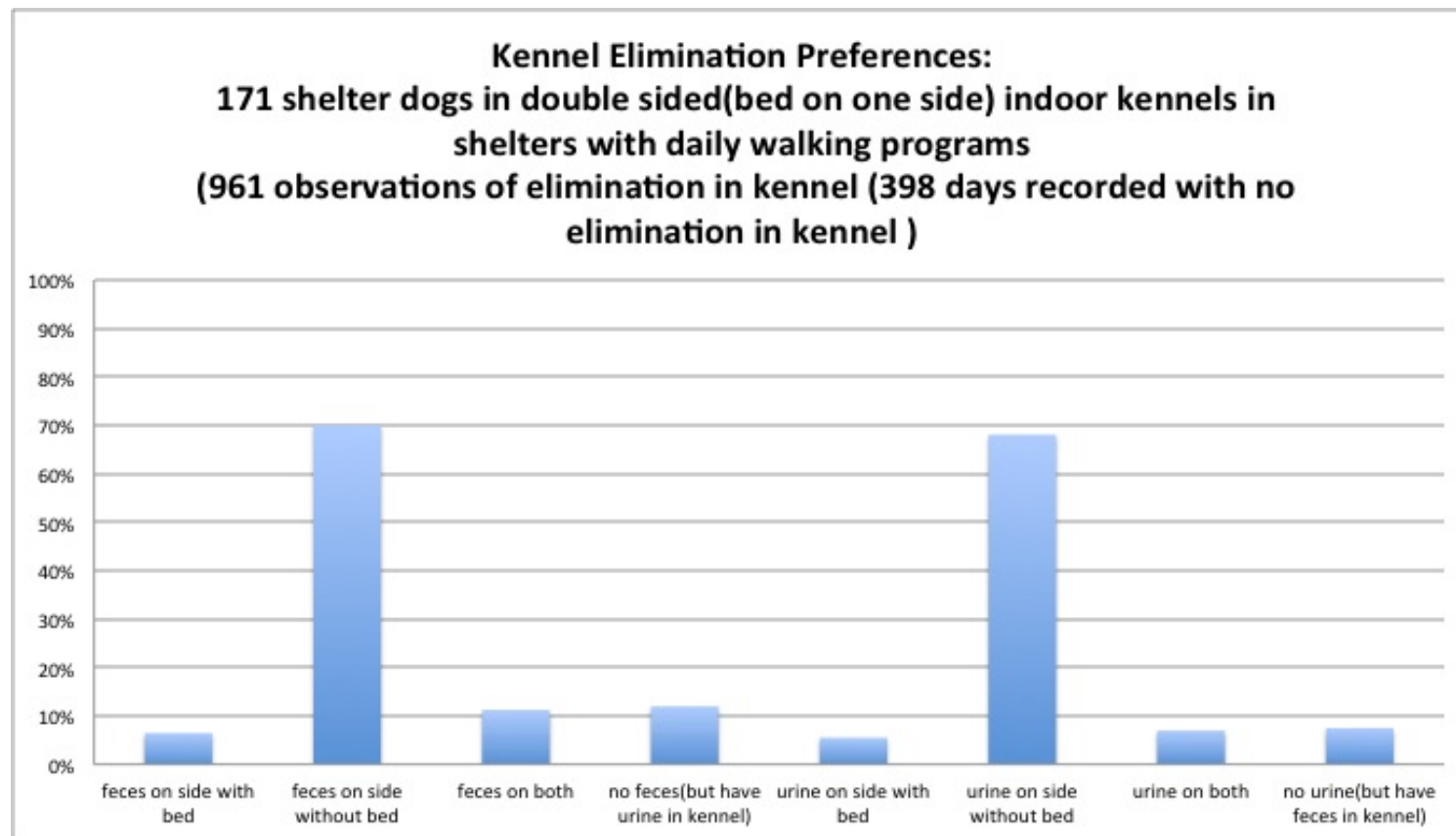
A Little on Dogs and Housing....

Don't forget that dogs need double compartment housing, too!

Walks outdoors should not be considered the “second compartment” of their kennel.



A Little on Dogs and Housing....



Wagner D, et al. (2014) Elimination Behavior of Shelter Dogs Housed in Double Compartment Kennels. PLoS ONE 9(5): e96254. doi:10.1371/journal.pone.0096254



A Little on Dogs and Housing....

Date	B only	B + other	N only	Total recorded
unk	18	11	3	42
14-Nov	18	13	7	50
15-Nov	24	9	6	50
17-Nov	10	6	4	38
18-Nov	21	5	1	45
19-Nov	15	8	4	42
20-Nov	12	12	3	46
21-Nov	18	13	11	48
24-Nov	15	5	4	37
25-Nov	19	2	1	38
26-Nov	23	4	8	45
27-Nov	15	3	4	43
1-Dec	18	3	4	33
2-Dec	20	2	7	51
3-Dec	17	3	9	47
4-Dec	20	4	6	48
5-Dec	15	6	10	43
Total	208	109	92	746
Percent of Total	0.40	0.15	0.12	
Total Using Back or None	0.67			



A Little on Dogs and Housing....

If you have guillotines in your dog kennels and are using them to house 2 dogs instead of 1.....

Open those guillotines!



A Little on Dogs and Housing....

If you have concrete walls, consider breaking through them to create a small doorway, as Toronto Humane Society has done.



A Little on Dogs and Housing....

- Charleston Animal Society - RSHC

CAS Canine RSHC	Option 1.5		
	Yr 2011	Yr 2012	Yr 2013
Jan	30	31	35
Feb	37	28	27
Mar	35	31	29
Apr	35	26	32
May	40	36	37
Jun	38	41	38
Jul	53	36	43
Aug	40	46	42
Sep	43	31	36
Oct	30	35	43
Nov	36	30	32
Dec	32	32	32

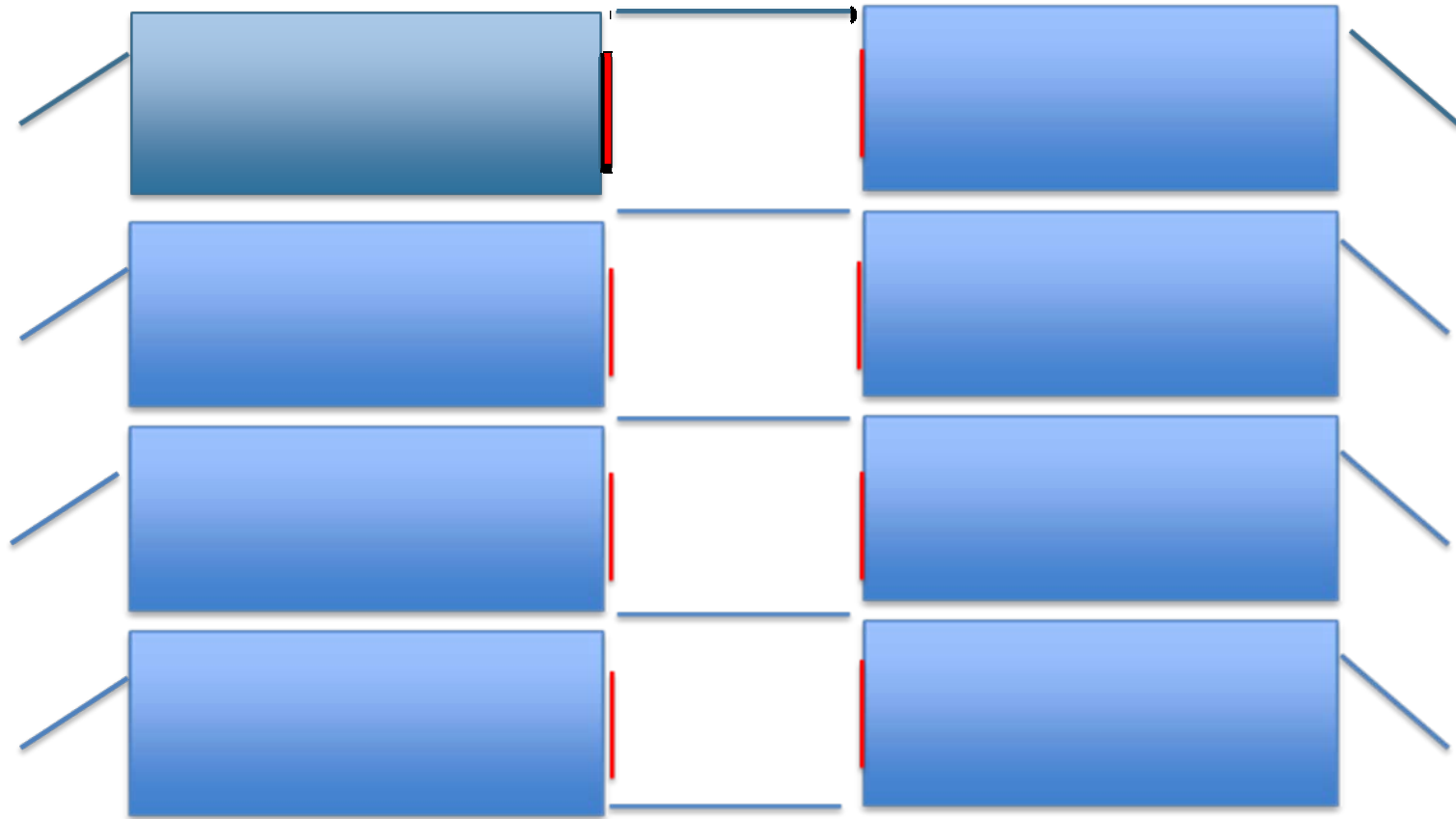


A Little on Dogs and Housing....

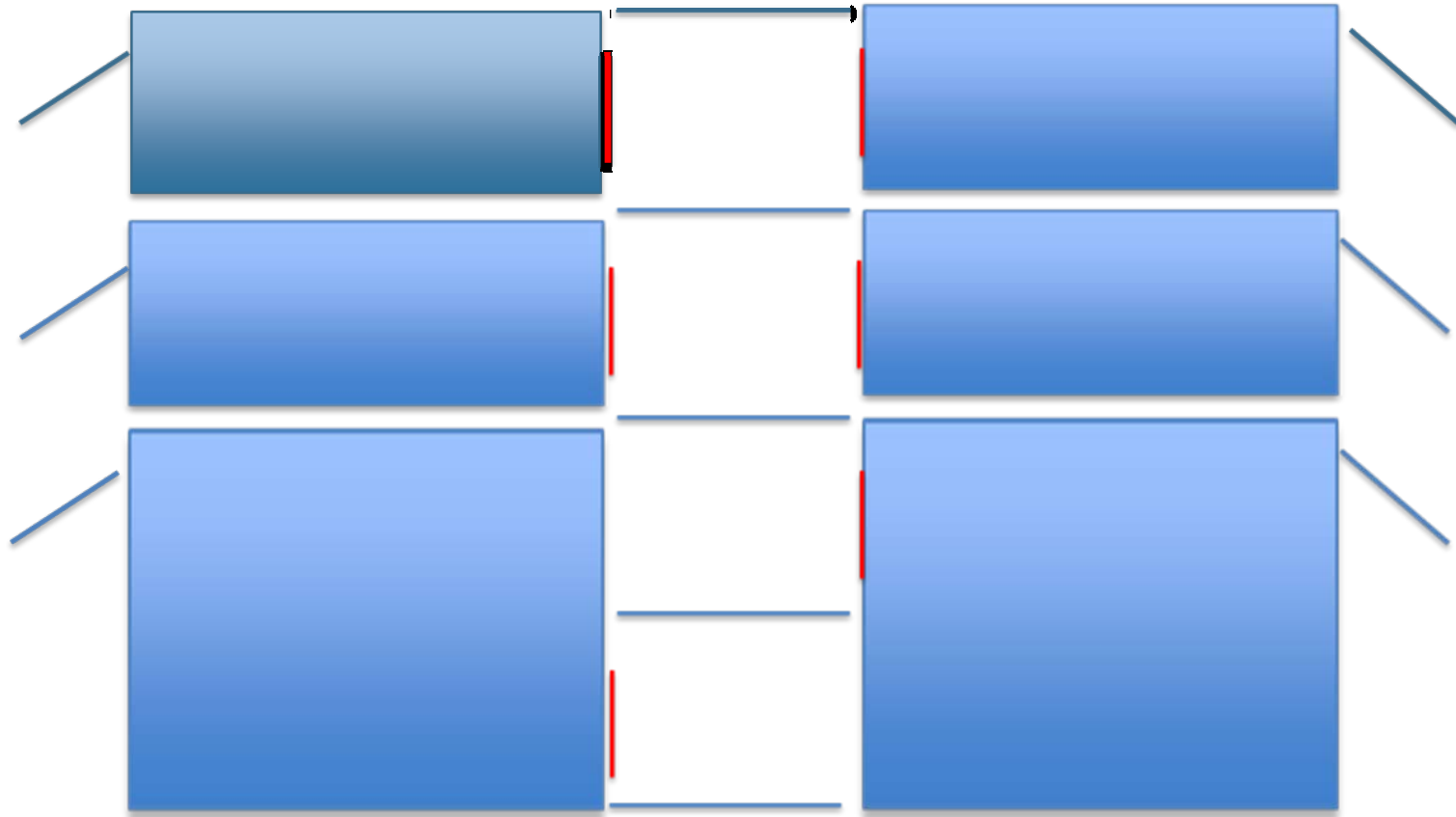
- Charleston Animal Society has guillotines that separate a common space between kennels



Kennel Diagram



Kennel Diagram



A Little on Dogs and Housing...

- We closed the swing door dividers and opened the guillotines.
- We have not been able to do all the kennels yet but we have more than half currently with double compartments.
- Easier cleaning of center area for staff. If no elimination in front compartment, we spot clean.



Update



- Charleston Animal Society is still working on making double compartment housing available to all dogs
- Beginning to create a Fast Track Program for dogs



Update

- Recent post-card drop to the zip codes that give us highest intake of dogs, offering fee-waived adult dogs.
- Hopeful that the communities that “create” some of our harder to place dogs, will adopt them.
- Theory – if they adopt a spayed or neutered dog, that pet will take the place of their next would-be, unaltered pet.



Update

For cats, we have gone from....



TO



Update

SPCA Serving Erie County – Cat Digs



Update

Before



Update

After



Update



From



To



From: No – Never – Not Ever!



Our vet wanted to put portholes between these cages, effectively cutting capacity in half!!!!

I resisted for nearly a year.

She did not give up.

I got sick of it and finally gave permission.



TO: Update



“ I AM THRILLED!!!!

It's just one month but I'm feeling pretty good about it.

Even without these great results, the first day I saw the cats in their new digs, seeing their completely different body language, relaxation, posture, etc., I was sorry, very sorry, that I had put this off so long.

I AM A BELIEVER!”



To: Update

SPCA Serving Erie County 1 month later

We have just completed our first month with our cat cages pop-holed, which I have to tell you was pretty scary to me to decrease our capacity, But.... so far, one month, and these are the results:




URI

- Down 59.5% from 89 cases last April to 36 cases this April



Update: 1 Month Later

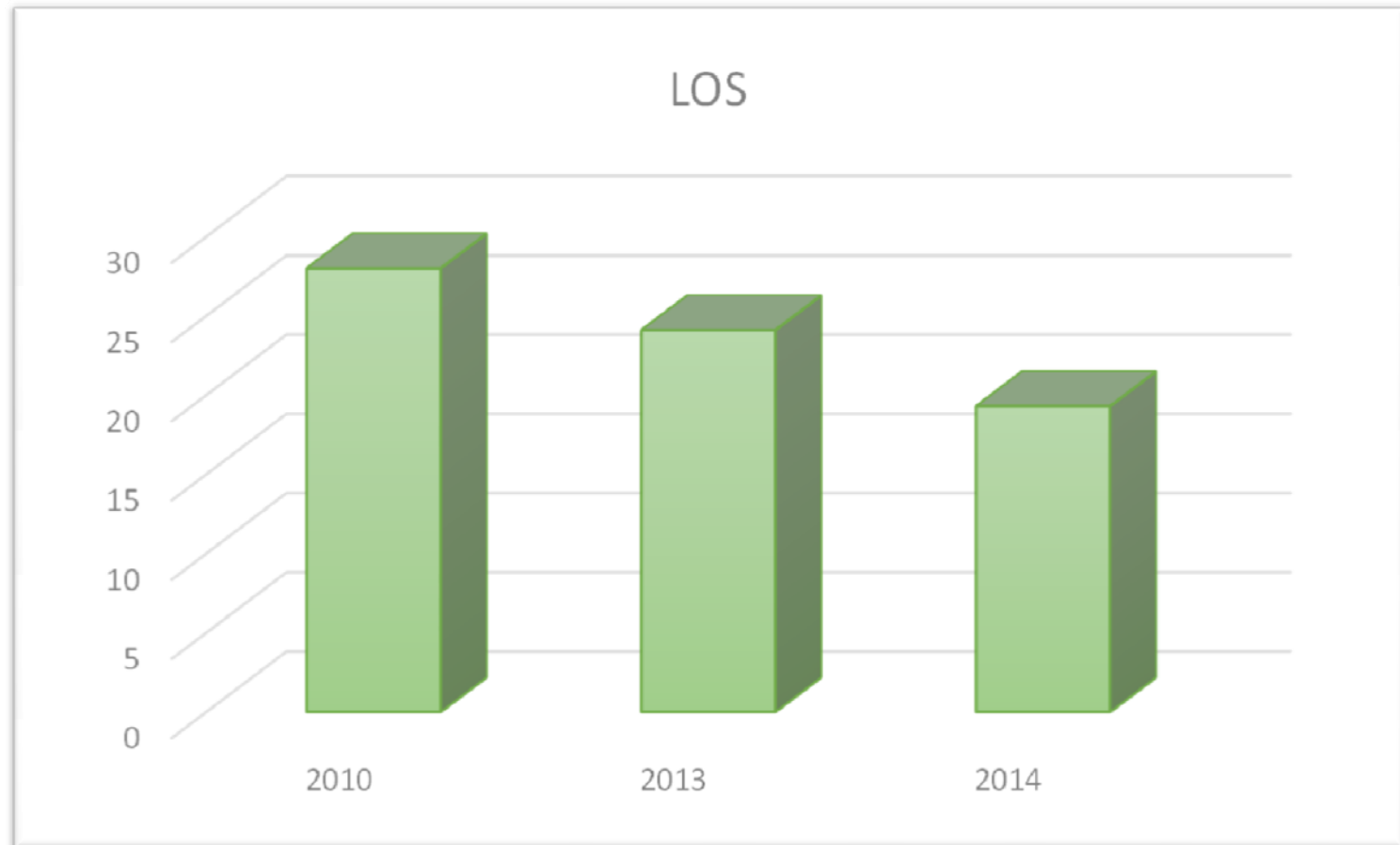


- Cat intake down just 15 cats from 546 to 529
- Cat adoptions  15%, from 226 to 260
- LOS for cats 1 yr + to adoption dropped from 21.3 days to 17.3 days  **4 days** per cat!
- Cats under 1 yr, LOS to adoption from 25.6 days to 21.6 days,  **4 days** per cat!



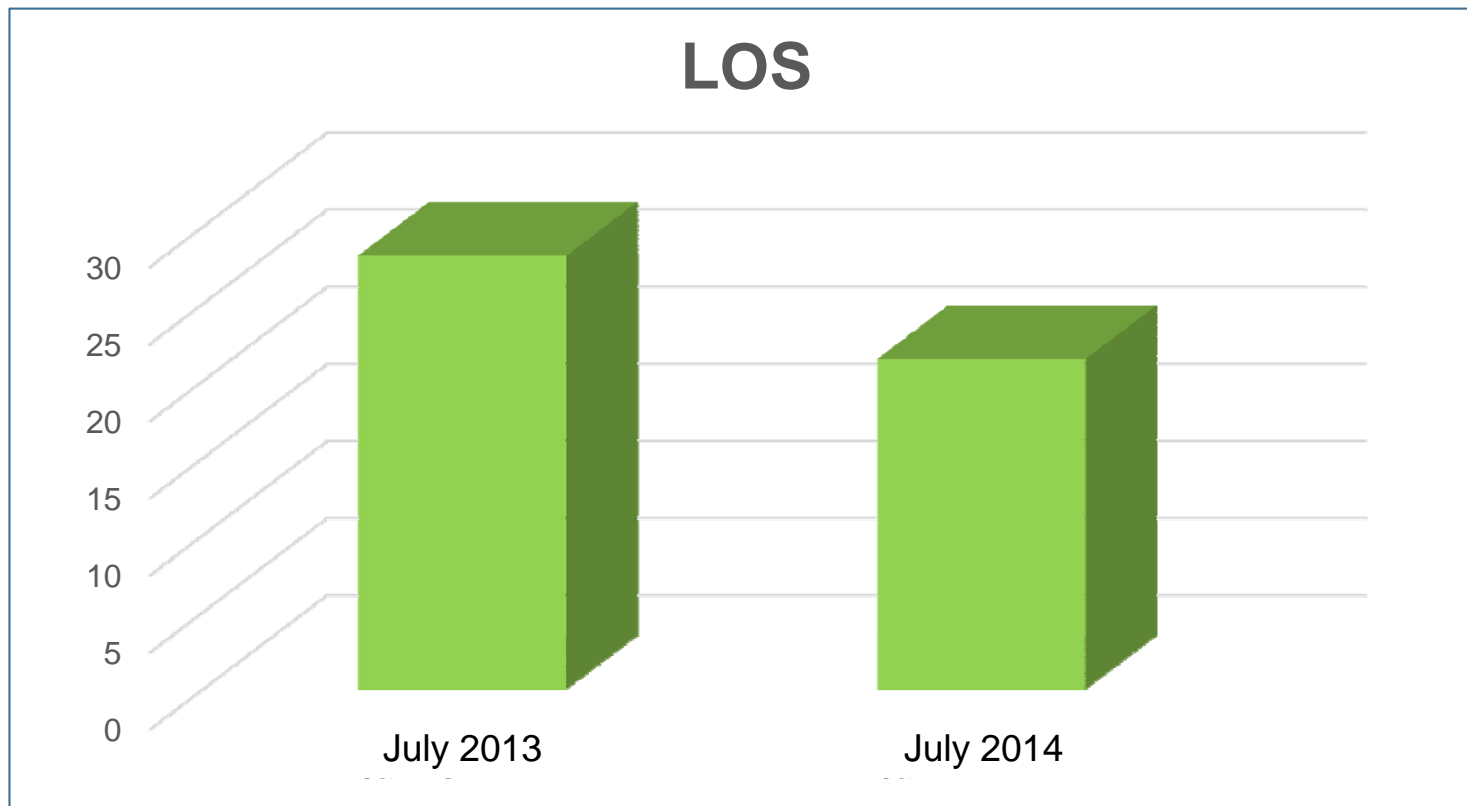
Erie SPCA

LOS of cats adopted, over 1 year, 2nd quarter

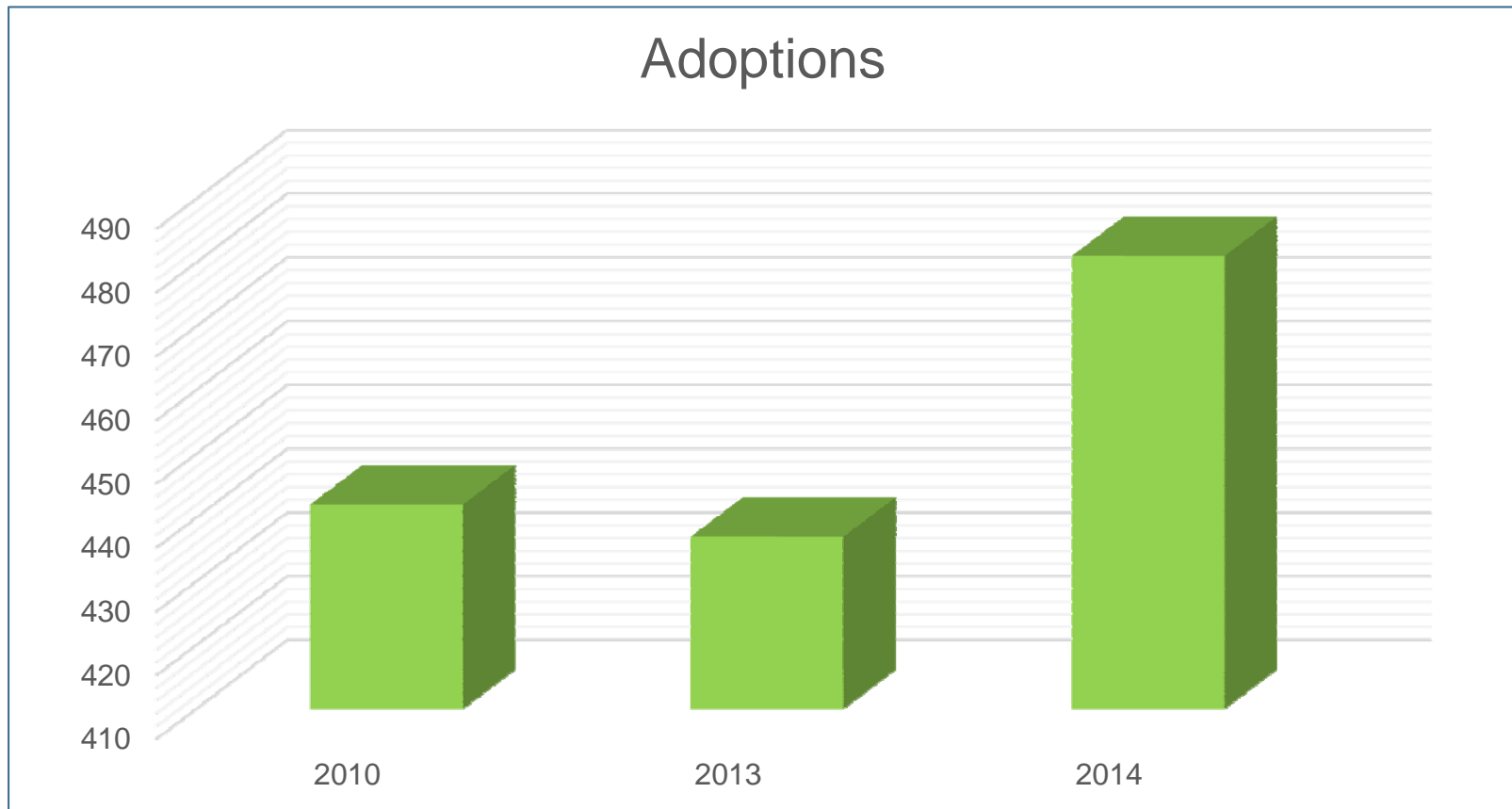


Erie SPCA

July 2013 and 2014 LOS, a 24% reduction



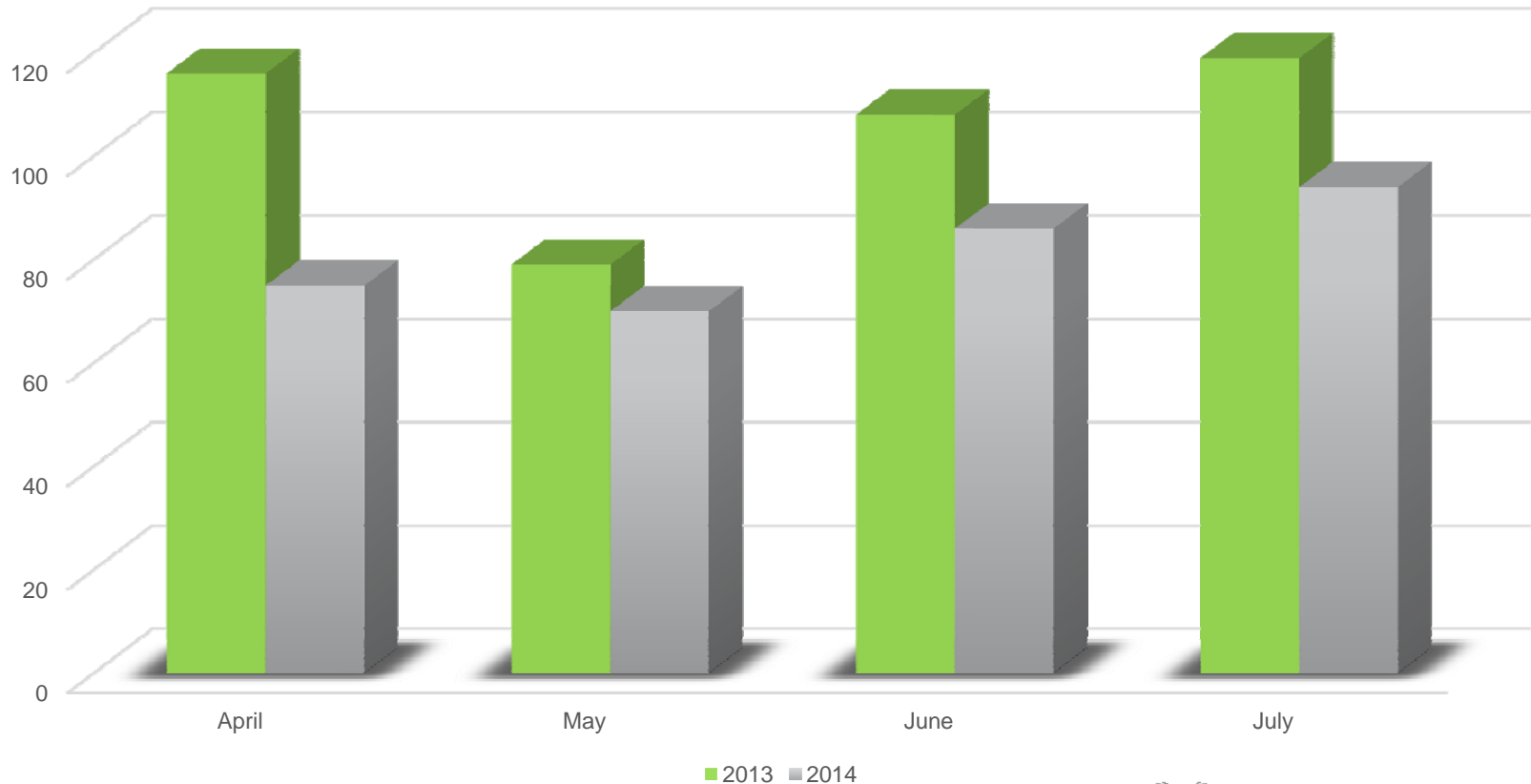
Adoptions Up in 2nd Quarter



Erie SPCA

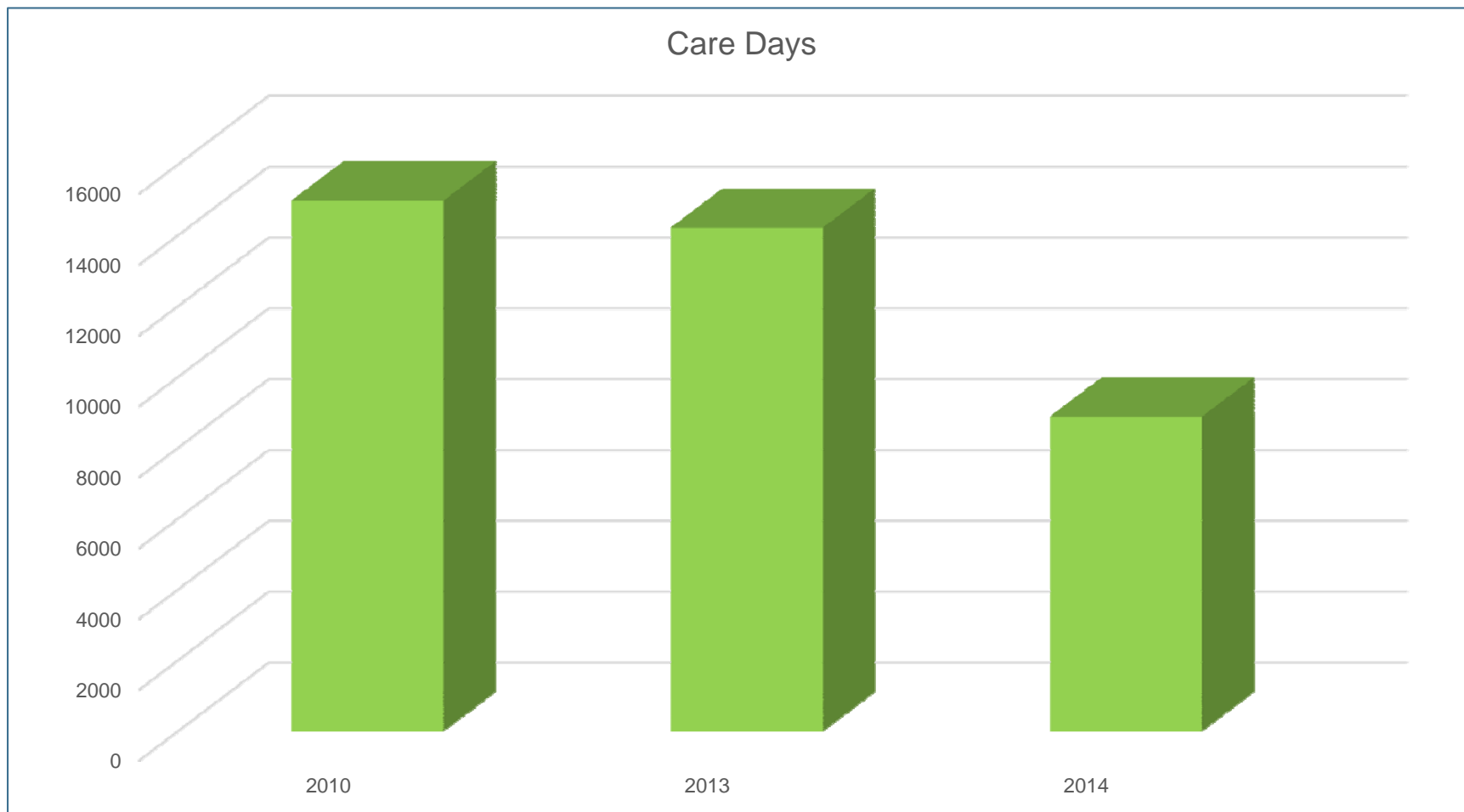
Overall a 22% reduction in URI cases.
Total cases down from 422 to 325

Cases of URI

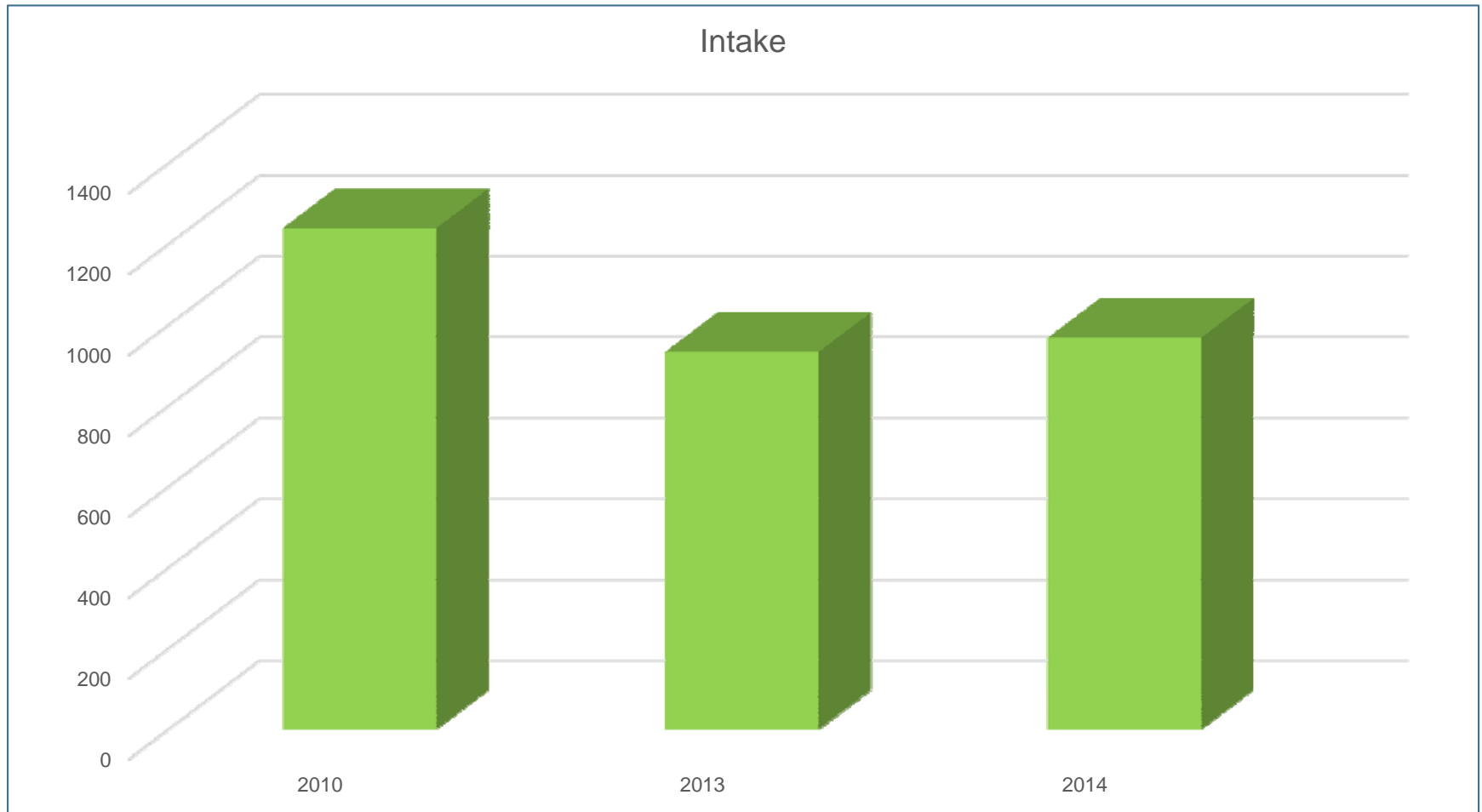


Erie SPCA

Total Animal Care Days Cut in Half!



Erie SPCA: Cat Intake



The Steps

1. Who enters your shelter?
2. Calculate what you NEED
3. Develop strategy for positive flow
4. Meet challenges
5. Remember the basics
6. Cut the holes
7. Market, promote
8. Monitor animal flow and data



Questions?



Questions?



Please do not hesitate to contact us:

sboyd@charlestonanimalsociety.org

h2chevalier@hotmail.com

