

Humane Feline Handling 101



Your Presenters




Trish McMillan Loehr, MSc, CPDT
Director, Applied Research and
Behavior
ASPCA



Natasha Drain, MSc
Research Assistant
Shelter Research & Development
ASPCA



Why are we here?



Feline Communication



Today's webinar

Handling cats

Minimal restraint

Humane restraint

Tools



Keep it objective!

OBJECTIVE - not influenced by personal feelings, interpretations, or prejudice; based on facts; unbiased: *an objective opinion.*

Think: “just the facts” - police **O**fficer



Shakespeare

SUBJECTIVE - based on or influenced by personal feelings, tastes, or opinions: *his views are highly subjective*

• Think: creative writing - **S**hakespeare

Poll: which one doesn't belong? (answer in the chat)



Before you begin...



Picking up a calm cat



1



2



4



3

Holding a calm cat

Use two hands

One supports chest

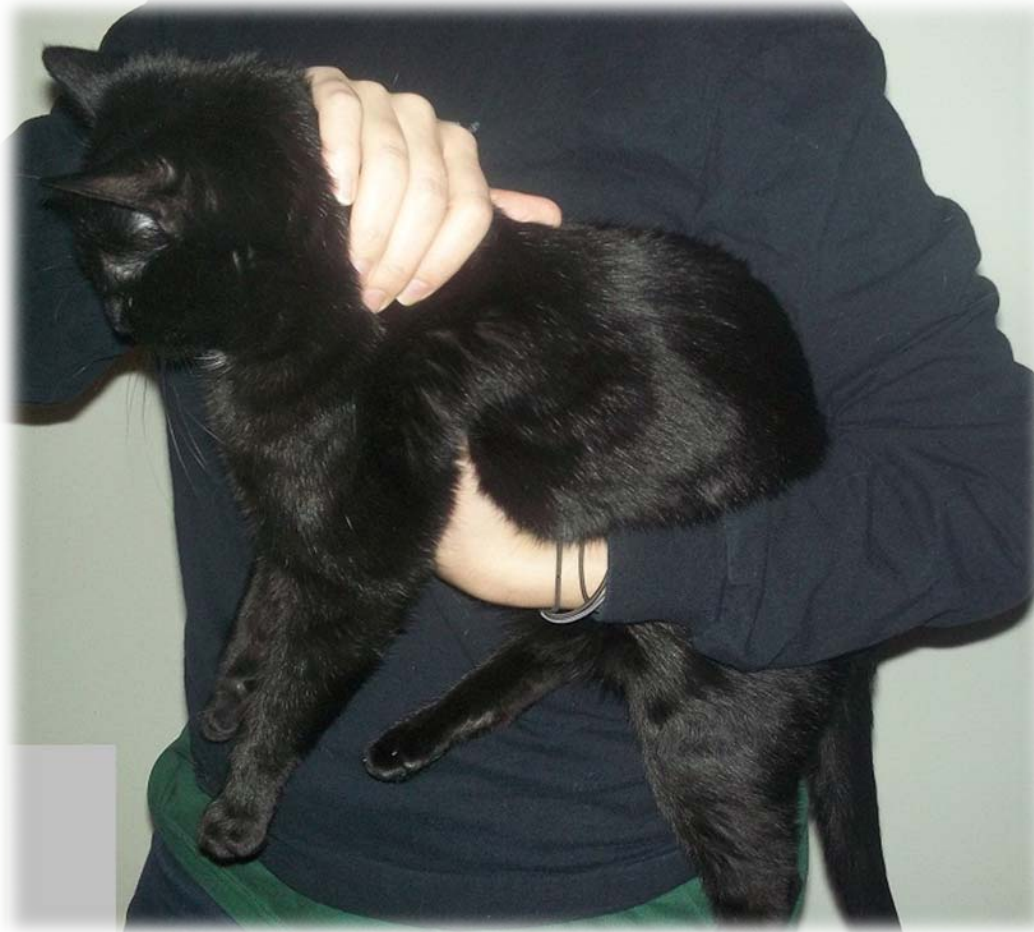
One supports hind end



“Football” hold



Two handed “football” hold



Over the shoulder – use with caution



For more control



1. Control the head



2. Control the front legs

For more control

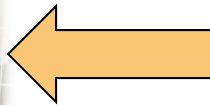
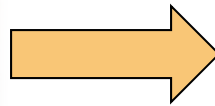


3. Control the legs and head (underhand)



4. Control the legs and head (overhand)

Cat bed “taco”



Cat bed “taco”



Putting calm cat in crate



Placing a cat in a carrier



Crate or feral den in cage



Holding a fearful or wiggly cat



Control the paws



Fearful or defensive cat with towel



Humane handling & minimal restraint



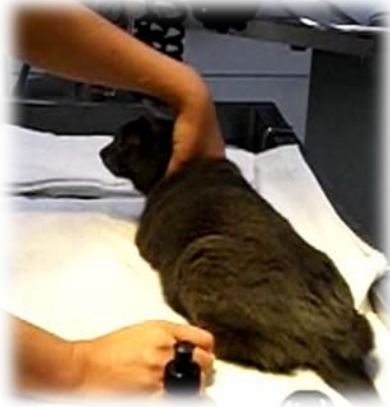
What is minimal restraint?



Compare these two techniques



Handling without scruffing



“Snake” hold



Towels are your friend



Other alternatives to scruffing:



Scarf wrap

Scarf wrap



One-person wrap



One-person wrap



Humane handling tools

Feliway

Wild Child

Custom Care velcro collars

EZ nabber

“Calming” caps

Plexi-shield

Cat muzzle

Chemical restraint

Gloves

Nets (we like Versa Nets)

Feral cat dens

Zip net

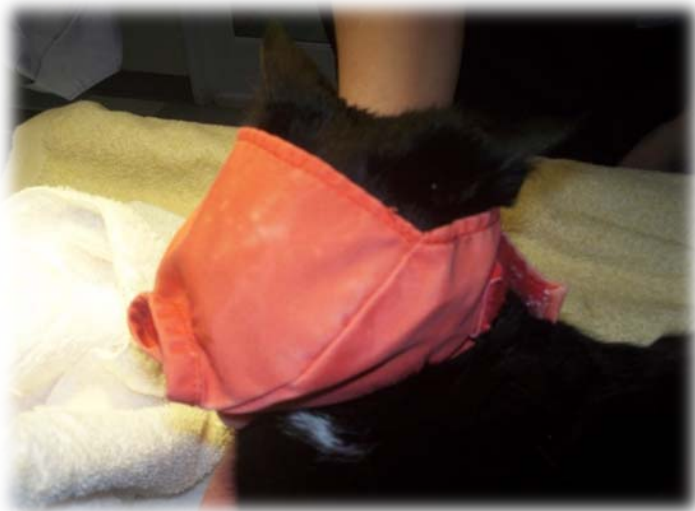
Feliway



Custom Care velcro collars



“Calming” caps



Cat muzzle (cat mask)



Gloves




www.animal-care.com

Touch-free options



Photo: Meg Allison

Feral cat dens



www.animal-traps.com



www.animal-care.com

Feral cat dens in use



Wild Child



Wild Child video



EZ Nabber



www.campbellpet.com



Plexi-shield



Chemical restraint



Sedating cat in trap



Nets



Versa-net



Dr. Sophia Yin, DVM, MS

www.lowstresshandling.com

Zip net




Use with extreme caution:



Snappy snare



Cat tongs



What not to wear




Final tips

- Try the easiest way first
- Tools need to be nearby
- Use treats or toys
- Buddy system
- Remain calm



Photo: Meg Allison

What's new to you?



A Special Thank You to...

- **Dr. Sophia Yin** for low-stress handling pictures & video
- **Champaign County Humane Society** for allowing us to photograph their cats and staff
- **The Cat Hospital of Fairfax, Inc.** for allowing us to photograph their cats and staff
- ASPCA photographer extraordinaire, **Meg Allison**, and feline experts **Suzanne D'Alonzo**, **Jesse Winters**, **Katie Watts**, **Jesse Oldham**, **Barbara MacDonald** and **Dr. Katherine Miller** for their valuable input.



Resources

- Resources from [Dr. Sophia Yin](#):
 - Cat toweling techniques DVD
 - Low Stress Handling book
 - Creating the pet friendly hospital DVD
- Feliway
- Custom Care velcro collar
- “Calming” caps for cats
- Cat masks
- [EZ Nabber](#)
- [Wild Child](#)
- [Feral Cat Den](#)
- [Plexi-Shield](#)
- [Zip Net \(Freeman Cage Net\) & Versa Nets](#)