














Supply List and Tips for Foster Kittens

	Food (see below)	
	Litter (see below)	
	Kitten playpen	
	Flea comb	
	Litter scoop	
	Disposable litterboxes	
	Kitchen weight scale	
	Cat scratcher	
	Pet carrier	
	Cat toy variety pack	
	Disposable wipes (to clean messy kittens)	
	Nesting box (tall enough to contain kittens, mama can exit)	
	Cat treats for socialization	

Kitten Care Tips

Food

- It's very important to remain consistent with the food you're feeding your kittens—changes in diet can cause diarrhea.
- If you plan on switching to a different kitten food, do so gradually and make sure it is life-stage appropriate, so the kittens are receiving enough calories. Consider feeding dry food and canned food. You can also try switching up your food brands for finicky eaters.

***For experienced bottle feeders only:** Try various sizes and brands of bottles and nipple attachments to find the best option for your kitties.

Litter

- All kittens under 4 months of age and nursing mama cats should be using **non-clumping** litter. Kittens tend to eat their litter, and if it clumps in their digestive tract, it can become very serious.