


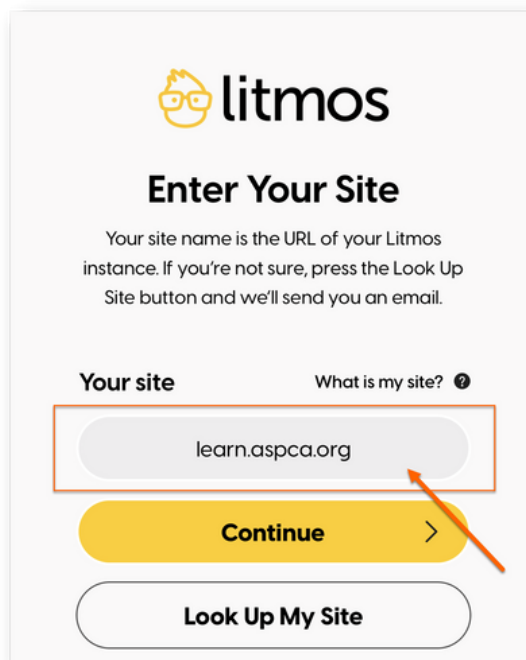
# ASPCA Learn Mobile App for External Learners

To make learning on the go easy, ASPCA Learn is available as a mobile app for both Apple and Android devices! The instructions below will provide you with guidance on how to download and set up the app and find relevant content you can download at a later time for offline viewing.

**1** To begin, search for **Litmos** in the app store. Litmos is the name of the vendor that hosts ASPCA Learn.



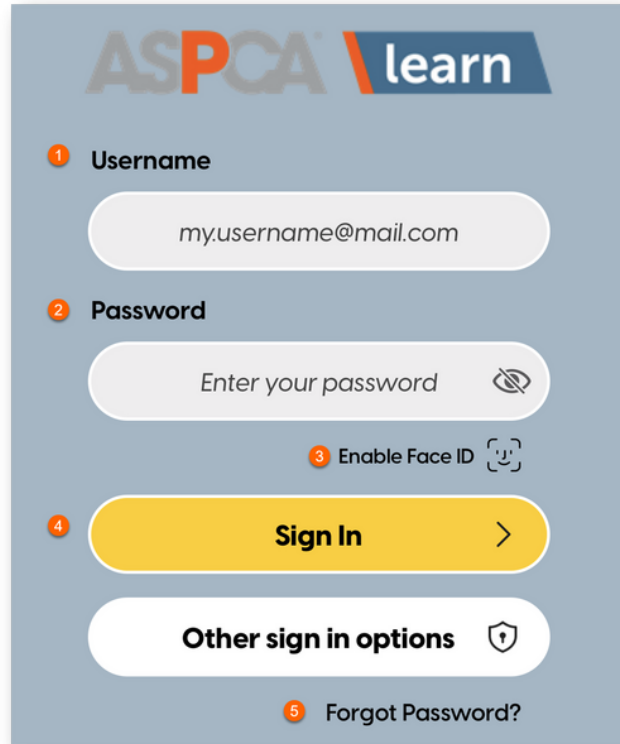
**2** You will then be prompted to enter your site name. Enter **learn.aspca.org**.



# ASPCA Learn Mobile App for External Learners

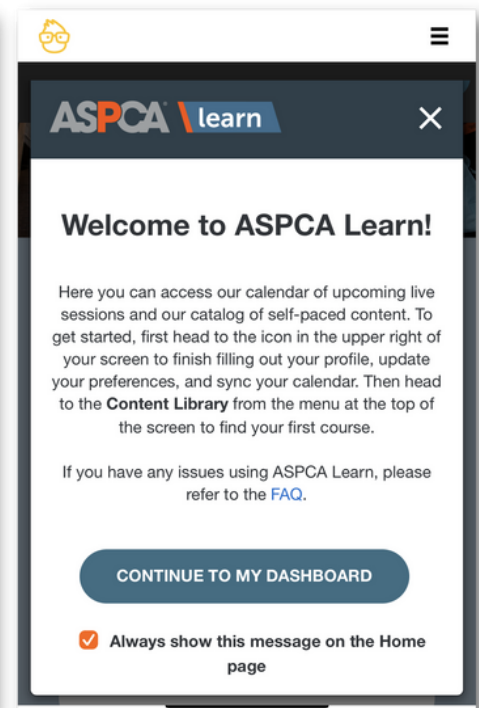
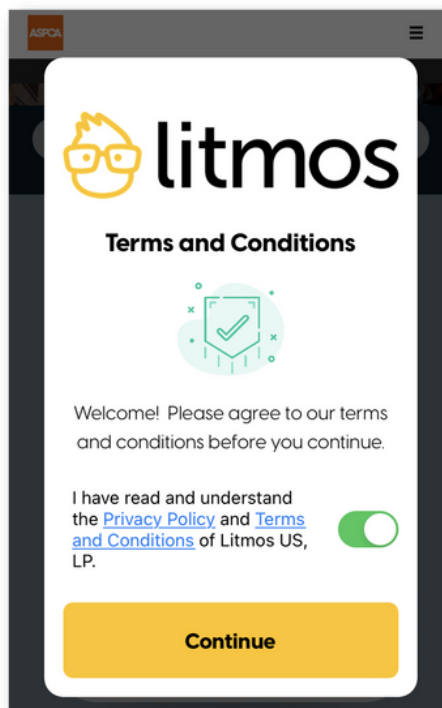
**3** You'll be prompted to log into ASPCA Learn.

1. Enter your user name, which is your email address.
2. Enter your password.
3. You can choose to enable Face ID.
4. Click Sign In
5. You can reset your password with the Forgot Password? link.



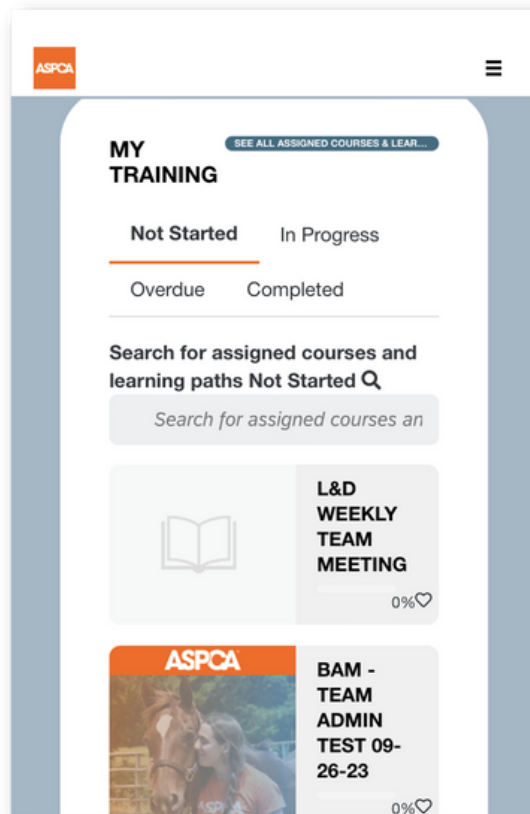
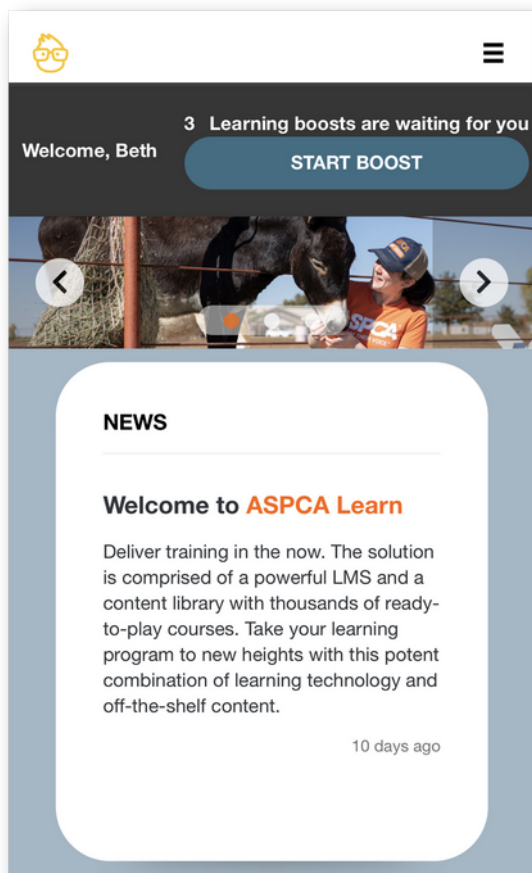
**4** The first time you log in, you will need to accept the Terms & Conditions and click **Continue**.

Next, you will see the Welcome message. Click the **X** in the upper right corner of the message to close it.

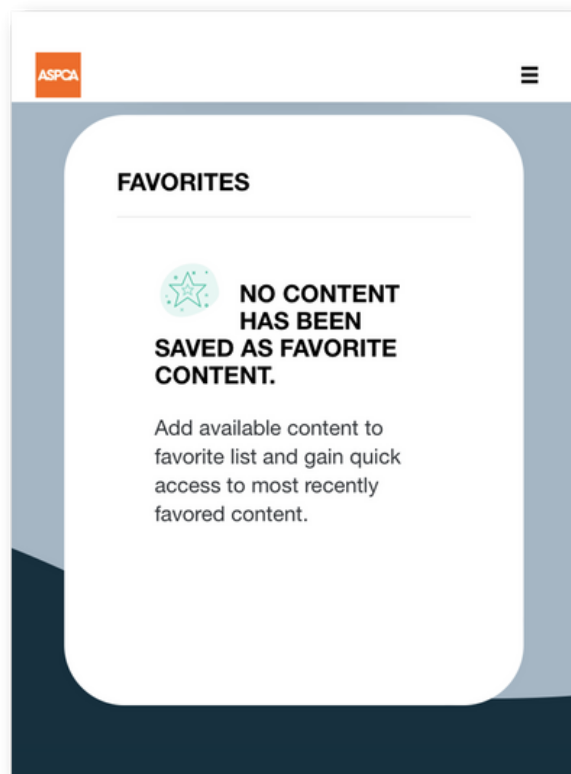
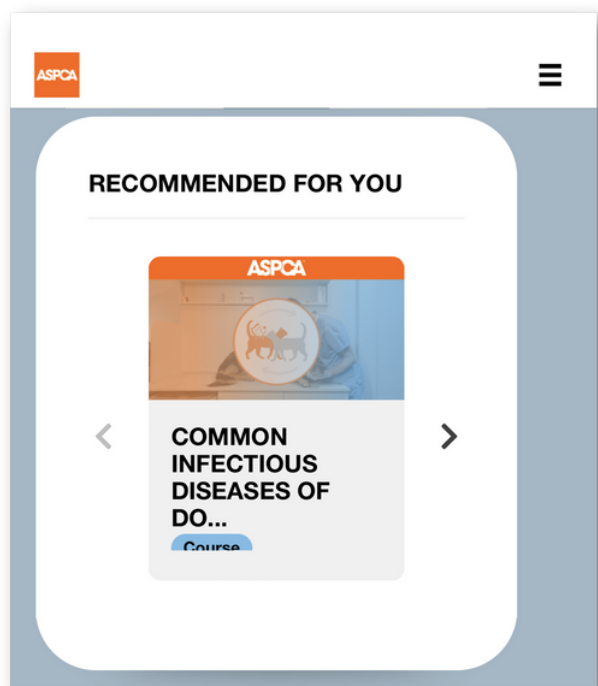


# ASPCA Learn Mobile App for External Learners

- 5 You will be brought to the ASPCA Learn homepage, where you can view the following items:
- **Start Boost** - Boosts may be sent periodically after completing content to reinforce key concepts in the training through quiz questions.
  - **News** - This widget provides timely updates about training at the ASPCA.
  - **My Training** - Will show you training you have Not Started, are In Progress on, are Overdue on, or that you have Completed.
  - **Recommended for You** - Will show you popular courses that you may be interested in taking.
  - **Favorites** - Will show you the list of courses you've saved as a favorite. To start, this widget will be empty.



# ASPCA Learn Mobile App for External Learners

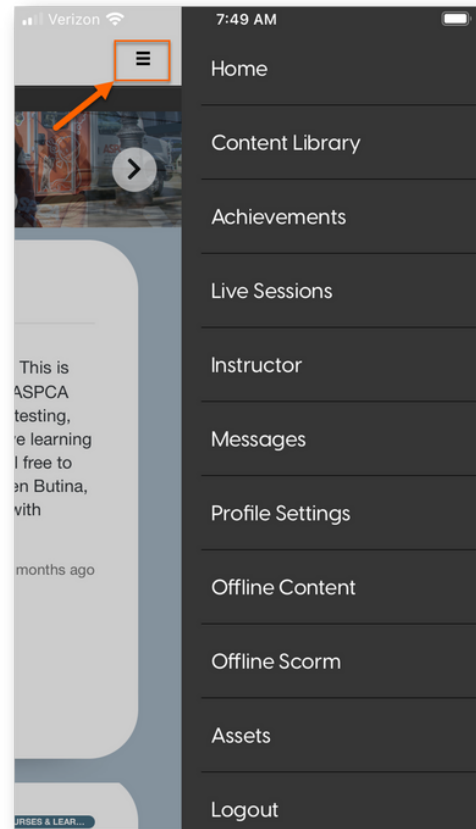


# ASPCA Learn Mobile App for External Learners

6

If you click on the hamburger icon in the upper right corner, you'll open a menu with a variety of options:

- **Content Library** - is where you find content to take immediately or download for later offline use.
- **Achievements** - shows prior completions & is where you can track external learning taken outside of ASPCA Learn.
- **Live Sessions** - shows you instructor-led training you've registered for.
- **Instructor** - will appear for those who are instructors in ASPCA Learn.
- **Messages** - allows you to view system messages sent to you.
- **Profile Settings** - is where you can view your information and enable text messages to come from ASPCA Learn.
- **Offline Content & Offline SCORM** - are where you can view content you've saved to view later offline.
- **Assets** - is where downloaded asset-specific content is located. Assets are additional content available in ASPCA Learn that aren't tied to a course or learning path.

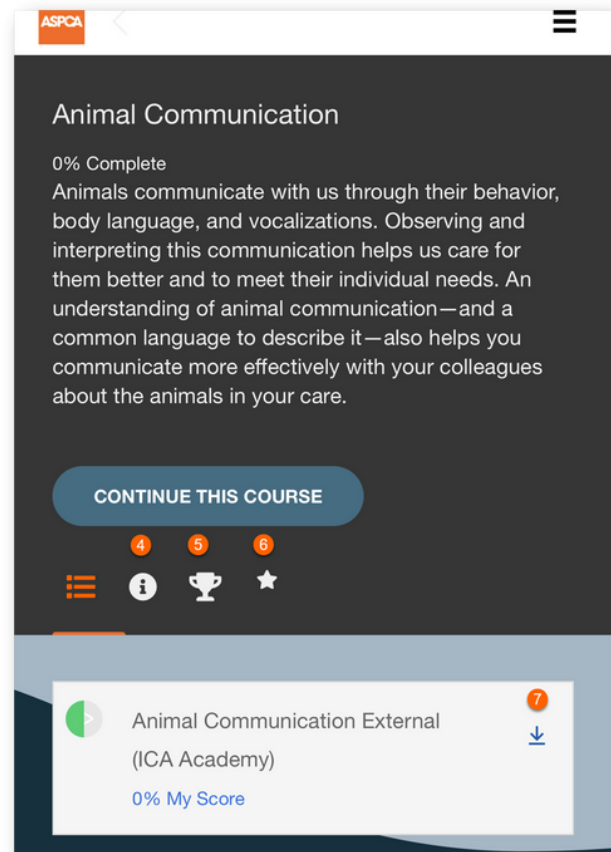
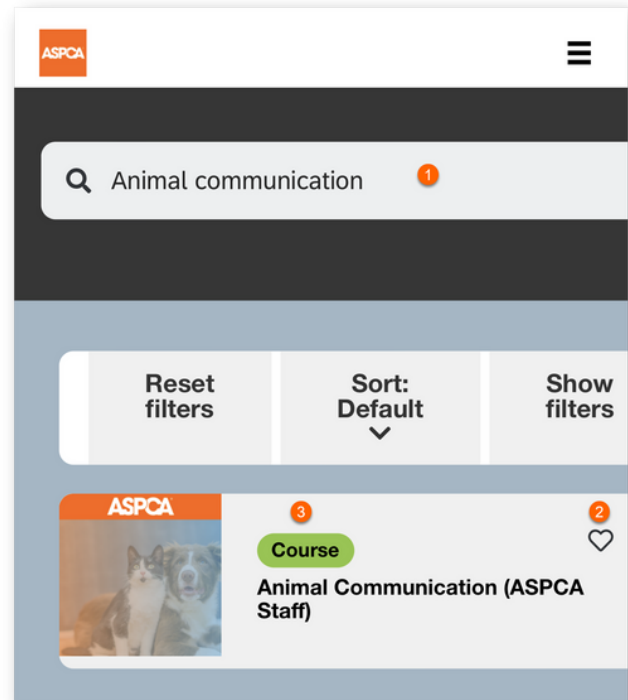


# ASPCA Learn Mobile App for External Learners

7

The Content Library allows you to browse or search for content that you can view immediately or download to view offline at a later time.

1. Here, we're searching for the Animal Communication course.
2. You can tap the heart icon to save the course to your favorite.
3. You can click on the course to view it or download it for later.
4. After clicking on the course, you will be able to view the course description. The "i" icon will show you the estimated time it'll take to complete the course.
5. The trophy icon will show your related achievements to the course.
6. The star icon is where you can rate the course after you've completed it.
7. The arrow icon will allow you to download the content. Once the content has finished downloading, you'll receive an on-screen message letting you know the download is completed.



# ASPCA Learn Mobile App for External Learners

**8** To **view offline content**, click on either the Offline Content or Offline SCORM options on the menu. If you don't find the content under the one menu option, please try the other, as you may not be aware of whether or not your content is SCORM-based.

Click on the course name to begin viewing the content.

**9** If you would like to enable text notifications for ASPCA Learn, go to Profile Settings and scroll to where you will see the checkbox next to Enable Text Notifications. When entering your mobile number, you will need to enter a +1 for U.S. or Canadian phone numbers.

